

Exceptions are raised with a raise statement.

```
raise <expr>
```

<expr> must evaluate to a subclass of BaseException or an instance of one.

```
try:
  <try suite>
except <exception class> as <name>:
  <except suite>

>>> try:
      x = 1/0
    except ZeroDivisionError as e:
      print('handling a', type(e))
      x = 0
    >>> x
    handling a <class 'ZeroDivisionError'>
    0
```

The <try suite> is executed first. If, during the course of executing the <try suite>, an exception is raised that is not handled otherwise, and

handling a <class 'ZeroDivisionError'> >>> x 0

If the class of the exception inherits from <exception class>, then The <except suite> is executed, with <name> bound to the exception.

- (append s t): list the elements of s and t; append can be called on more than 2 lists
- (map f s): call a procedure f on each element of a list s and list the results
- (filter f s): call a procedure f on each element of a list s and list the elements for which a true value is the result
- (apply f s): call a procedure f with the elements of a list as its arguments

```
(define size 5) ;=> size
(* 2 size) ;=> 10
(if (> size 0) size (- size)) ;=> 5
(cond ((> size 0) size) ((= size 0) 0) (else (- size))) ;=> 5
((lambda (x y) (+ x y size)) size (+ 1 2)) ;=> 13
(let ((a size) (b (+ 1 2))) (* 2 a b)) ;=> 30
(map (lambda (x) (+ x size)) (quote (2 3 4))) ;=> (7 8 9)
(filter odd? (quote (2 3 4))) ;=> (3)
(list (cons 1 nil) size 'size) ;=> ((1) 5 size)
(list (equal? 1 2) (null? nil) (= 3 4) (eq? 5 5)) ;=> (#f #t #f #t)
(list (or #f #t) (or) (or 1 2)) ;=> (#t #f 1)
(list (and #f #t) (and) (and 1 2)) ;=> (#f #t 2)
(list 'a 2) ;=> (a 2)
(append '(1 2) '(3 4)) ;=> (1 2 3 4)
(not (> 1 2)) ;=> #t
(begin (define x (+ size 1)) (* x 2)) ;=> 12
```

```
(define (factorial n)
  (if (= n 0) 1
      (* n (factorial (- n 1)))))

(define (fib n)
  (cond
    ((= n 0) 0)
    ((= n 1) 1)
    (else (+ (fib (- n 2)) (fib (- n 1))))))

(define (nines num)
  (if (= num 0)
      0
      (if (= (modulo num 10) 9)
          (+ 1 (nines (floor (/ num 10))))
          (nines (floor (/ num 10))))))
```

The way in which names are looked up in Scheme and Python is called lexical scope (or static scope).

Lexical scope: The parent of a frame is the environment in which a procedure was defined. (lambda ...)

Dynamic scope: The parent of a frame is the environment in which a procedure was called. (mu ...)

```
> (define f (mu (x) (+ x y)))
> (define g (lambda (x y) (f (+ x x))))
> (g 3 7)
13
```

A table has columns and rows

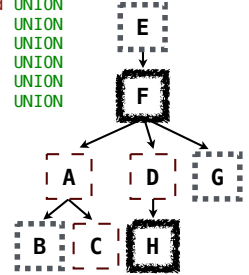
Latitude	Longitude	Name
38	122	Berkeley
42	71	Cambridge
45	93	Minneapolis

A column has a name and a type

A row has a value for each column

```
SELECT [expression] AS [name], [expression] AS [name], ... ;
SELECT [columns] FROM [table] WHERE [condition] ORDER BY [order];
```

```
CREATE TABLE parents AS
SELECT "abraham" AS parent, "barack" AS child UNION
SELECT "abraham"      , "clinton"      UNION
SELECT "delano"       , "herbert"     UNION
SELECT "fillmore"    , "abraham"   UNION
SELECT "fillmore"    , "delano"    UNION
SELECT "fillmore"    , "grover"   UNION
SELECT "eisenhower"  , "fillmore";
```



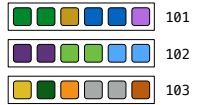
```
CREATE TABLE dogs AS
SELECT "abraham" AS name, "long" AS fur UNION
SELECT "barack"      , "short" UNION
SELECT "clinton"    , "long" UNION
SELECT "delano"     , "long" UNION
SELECT "eisenhower" , "short" UNION
SELECT "fillmore"   , "curly" UNION
SELECT "grover"     , "short" UNION
SELECT "herbert"    , "curly";
```

```
SELECT a.child AS first, b.child AS second
FROM parents AS a, parents AS b
WHERE a.parent = b.parent AND a.child < b.child;
```

First	Second
barack	clinton
abraham	delano
abraham	grover
delano	grover

```
create table lift as
select 101 as chair, 2 as single, 2 as couple union
select 102      , 0      , 3      union
select 103      , 4      , 1;
```

select chair, single + 2 * couple as total from lift;



String values can be combined to form longer strings

```
sqlite> SELECT "hello," || " world";
hello, world
```

Basic string manipulation is built into SQL, but differs from Python

```
sqlite> CREATE TABLE phrase AS SELECT "hello, world" AS s;
sqlite> SELECT substr(s, 4, 2) || substr(s, instr(s, ",")+1, 1)
FROM phrase;
low
```

The number of groups is the number of unique values of an expression A having clause filters the set of groups that are aggregated

```
select weight/legs, count(*) from animals
group by weight/legs
having count(*)>1;
```

weight/legs	count(*)
5	2
2	2

- weight/legs=5
- weight/legs=2
- weight/legs=2
- weight/legs=3
- weight/legs=5
- weight/legs=6000

kind	legs	weight
dog	4	20
cat	4	10
ferret	4	10
parrot	2	6
penguin	2	10
t-rex	2	12000



Scheme programs consist of expressions, which can be:

- Primitive expressions: 2, 3.3, true, +, quotient, ...
- Combinations: (quotient 10 2), (not true), ...

Numbers are self-evaluating; *symbols* are bound to values. Call expressions have an operator and 0 or more operands. A combination that is not a call expression is a *special form*:

- If expression: (if <predicate> <consequent> <alternative>)
- Binding names: (define <name> <expression>)
- New procedures: (define (<name> <formal parameters>) <body>)

```

> (define pi 3.14)      > (define (abs x)
> (* pi 2)              (if (< x 0)
6.28                    (- x)
                        x))
> (abs -3)
3
    
```

Lambda expressions evaluate to anonymous procedures.

```
(lambda (<formal-parameters>) <body>)
```

Two equivalent expressions:

```
(define (plus4 x) (+ x 4))
(define plus4 (lambda (x) (+ x 4)))
```

An operator can be a combination too:

```
((lambda (x y z) (+ x y (square z))) 1 2 3)
```



In the late 1950s, computer scientists used confusing names.

- **cons:** Two-argument procedure that **creates a pair**
 - **car:** Procedure that returns the **first element** of a pair
 - **cdr:** Procedure that returns the **second element** of a pair
 - **nil:** The empty list
- They also used a non-obvious notation for linked lists.
- A (linked) Scheme list is a pair in which the second element is nil or a Scheme list.
 - Scheme lists are written as space-separated combinations.
 - A dotted list has an arbitrary value for the second element of the last pair. Dotted lists may not be well-formed lists.

```

> (define x (cons 1 nil))
> x
(1)
> (car x)
1
> (cdr x)
()
> (cons 1 (cons 2 (cons 3 (cons 4 nil))))
(1 2 3 4)
    
```

Symbols normally refer to values; how do we refer to symbols?

```

> (define a 1)
> (define b 2)
> (list a b)
(1 2)
    
```

No sign of "a" and "b" in the resulting value

Quotation is used to refer to symbols directly in Lisp.

```

> (list 'a 'b)
(a b)
> (list 'a b)
(a 2)
    
```

Symbols are now values

Quotation can also be applied to combinations to form lists.

```

> (car '(a b c))
a
> (cdr '(a b c))
(b c)
    
```

```

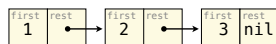
(car (cons 1 nil)) -> 1
(cdr (cons 1 nil)) -> ()
(cdr (cons 1 (cons 2 nil))) -> (2)
    
```

```

class Pair:
    """A pair has two instance attributes:
    first and rest.
    """
    rest must be a Pair or nil.
    """
    def __init__(self, first, rest):
        self.first = first
        self.rest = rest
    
```

```

>>> s = Pair(1, Pair(2, Pair(3, nil)))
>>> s
Pair(1, Pair(2, Pair(3, nil)))
>>> print(s)
(1 2 3)
    
```

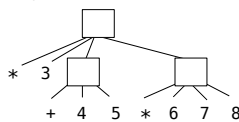


The Calculator language has primitive expressions and call expressions

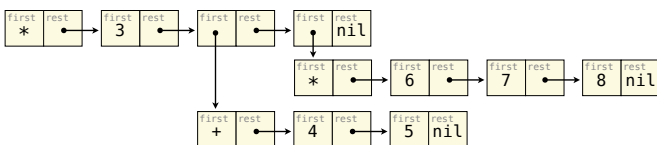
Calculator Expression

```
(* 3 (+ 4 5) (* 6 7 8))
```

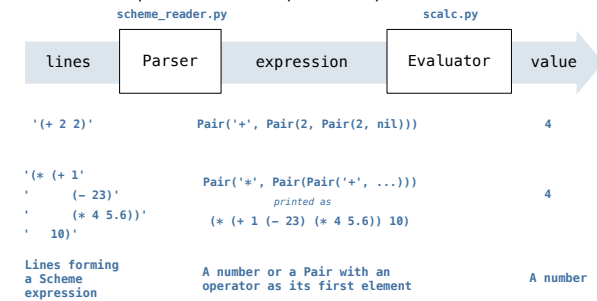
Expression Tree



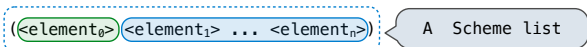
Representation as Pairs



A basic interpreter has two parts: a *parser* and an *evaluator*.



A Scheme list is written as elements in parentheses:

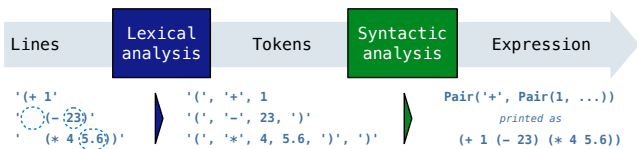


Each <element> can be a combination or atom (primitive).

```
(+ (* 3 (+ (* 2 4) (+ 3 5))) (+ (- 10 7) 6))
```

The task of *parsing* a language involves coercing a string representation of an expression to the expression itself. Parsers must validate that expressions are well-formed.

A Parser takes a sequence of lines and returns an expression.



- Iterative process
- Checks for malformed tokens
- Determines types of tokens
- Processes one line at a time
- Tree-recursive process
- Balances parentheses
- Returns tree structure
- Processes multiple lines

Syntactic analysis identifies the hierarchical structure of an expression, which may be nested.

Each call to `scheme_read` consumes the input tokens for exactly one expression.

Base case: symbols and numbers
Recursive call: `scheme_read` sub-expressions and combine them

Eval

Base cases:

- Primitive values (numbers)
- Look up values bound to symbols

Recursive calls:

- Eval(operator, operands) of call expressions
- Apply(procedure, arguments)
- Eval(sub-expressions) of special forms

The structure of the Scheme interpreter

Creates a new environment each time a user-defined procedure is applied

Apply

Base cases:

- Built-in primitive procedures

Recursive calls:

- Eval(body) of user-defined procedures

Requires an environment for name lookup

To apply a user-defined procedure, create a new frame in which formal parameters are bound to argument values, whose parent is the `env` of the procedure, then evaluate the body of the procedure in the environment that starts with this new frame.

```
(define (f s) (if (null? s) '(3) (cons (car s) (f (cdr s)))))
(f (list 1 2))
```

